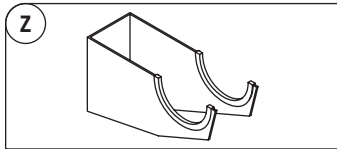


1800	Ref.	A	B	C	White & Colors		Weight Cap.	
					$\Delta t=50^{\circ}\text{C}$	$\Delta t=30^{\circ}\text{C}$	Weight	Cap.
					W	W	kg	Lt
	SH01180058	1800	580	50	1534	831	51,0	7,1
	SH01180068	1800	680	50	1813	982	60,0	8,5

kcal/h = 0,86 x Watt

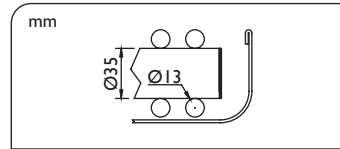
## Wall fastening systems

Befestigungssysteme an der Wand  
Systèmes d'installation murale  
Sistemas de fijación a la pared

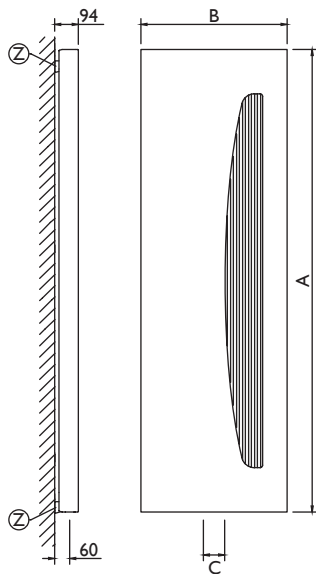


## Radiator body dimensions

Größe des Heizkörpers  
Dimensions du corps chauffant  
Dimensiones del cuerpo calefactor



Measures in mm  
Maße in mm  
Mesures in mm  
Medidas in mm



## technical notes

Maximum operating temperature: 90 °C  
Max. Betriebstemperatur: 90° C  
Température maximum de fonctionnement: 90 °C  
Temperatura máx de funcionamiento: 90 °C

Maximum operating pressure: 500 kPa  
Max. Betriebsdruck: 500 kPa  
Pression maximum de fonctionnement: 500 kPa  
Presión máx de funcionamiento: 500 kPa



Not available for single-pipe system  
Für das Einrohrsystem nicht verfügbar  
Non disponible pour installation mono-tube  
No está disponible para instalación monotubo